

OPTIONAL CONTINUOUS STUDENT LEARNING AT HOME

Literacy **RESOURCES**

 To access some of the resources listed in this guide, ask your teacher for a login and password.

Primary Resources

“It is very important both to **listen to children read aloud and to continue to read to them** even after they become independent, fluent readers. There are many different ways of reading together: taking turns reading pages, reading in unison and stopping to talk throughout the reading.”



Use the prompts in the following chart to help get the conversations going...

From *Reading and Writing With Your Child* (Ministry of Education)
www.edu.gov.on.ca/eng/literacynumeracy/parentguideliten.pdf

Four Ways of Responding Orally to Reading

1

Retell the story, or significant parts of the story, in your own words:

- to re-experience the story;
- to recall vocabulary, ideas, information, and concepts;
- to synthesize ideas from the story.

Prompts for retelling:

- This story is about...
- I enjoyed the part where...
- I noticed that...
- This is what I remember from the story...

2

Reflect on how you were affected by the text:

- to examine the feelings the story aroused;
- to explore questions and ideas raised by the story.

Prompts for thinking and wondering:

- I wonder if ...
- I wonder why ...
- I felt ...
- I can picture ...
- I realize ...
- I was surprised ...
- I didn't understand ...

3

Relate characters, places, events, and ideas from the text:

- to your life;
- to other things you know;
- to other books you have read.

Prompts for making connections:

- I remember when I ...
- That reminds me of ...
- It was different from ...
- I read another book that also ...

4

Review elements of the text and the techniques used by the author to explore:

- what made you feel the way you do;
- what helped you to understand the story.

Prompts for critical thinking:

- The author is trying to ...
- One of the main characters...
- The problem at the beginning ...
- How does the ...

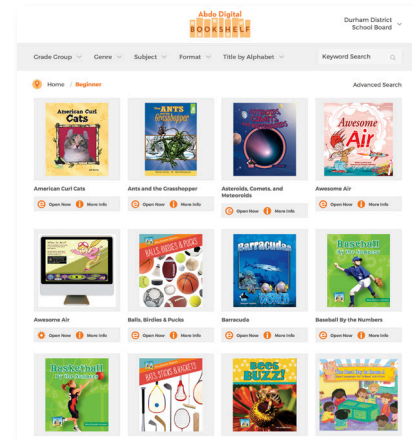
Here are some reading and writing activities that you may want to share with your child in your busy daily schedule:

- Read traffic, store and restaurant signs.
- Read food labels, schedules, maps, instructions, advertisements, flyers and brochures.
- Browse online for recipes, the meanings of words and places on a map.
- Write shopping lists and telephone messages.
- Write the date and time of appointments and activities on a family calendar.
- Read and write greeting cards, thank you notes or letters (printing, cursive handwriting or using a keyboard are all fine) and email and text messages.



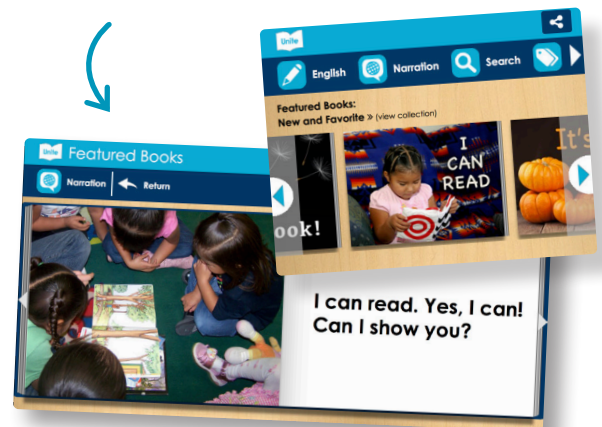
Primary Resources

ONLINE RESOURCES



* **Abdo EBooks:** abdodigital.com

Unite Online Book Database:
uniteforliteracy.com



Storyline Online
storylineonline.net

* To access this resource, ask your teacher for a login and password.

Junior and Intermediate Resources

“Lifelong success starts with strong reading and writing skills. With your support, your child will grow up to become an excellent reader with strong writing skills. You don’t need a lot of special skills to help your child learn to read and write. Just spending time with your child doing everyday activities makes all the difference in the world. Here are some helpful strategies to encourage literacy...”

Create a daily reading time:

- Set aside a special time each day when you can give your full attention to reading with your child.
- Find out what your child is passionate about and learn as much as you can about this topic.
- Go to the library together or browse online for material.
- Use books featuring your child’s favourite character from a specific TV show.
- Use great websites from home or your local library (like the ones in the back of this guide) to read online.
- Include a spot for games, puzzles, comics or software.
- Read books and other materials in your child’s first language. This will help your child with reading in English and French and other languages as well.


Asking questions is a great way for your child to express their ideas!

If you’re stuck, here are some **“talk starters”** to get your conversation going:

- What did you notice about ...
- What else could you have done...
- What would you do if ...
- What would happen if ...
- How do you know that?
- Convince me about that!

As you are listening

- If it’s a book being read, show your child that you are enjoying the book by being curious and asking questions.
- Make connections to what he or she already knows.
- Rephrase what you are hearing.
- Be patient. Make sure your child has enough time to figure out tricky words.
- After reading, talk about interesting and puzzling parts of the book.



Ministry of Education document *Reading and Writing With Your Child*
edu.gov.on.ca/eng/literacynumeracy/parentguideliten.pdf

This ministry guide is available in 13 languages

Junior and Intermediate Resources

IDEAS/CONTENT

- What have you decided to write about? (topic)
- Why did you decide to write this? (purpose)
- Whom is your story for? (audience)
- Can you explain your ideas to a friend?
- Did you say everything that was important?

VOICE

- How do you want people to feel when they read this?
- Can the reader tell how you feel about this topic?
- Does this writing sound as if it's you talking?
- Will someone be interested in reading this?

Refer to this
writing checklist
to improve
writing skills



SENTENCE FLUENCY

- Have you used different kinds of sentences?
- Have you used some long and some short sentences?
- Do your sentences begin in different ways?
- When you read your sentences aloud, do they sound easy and natural?

ORGANIZATION

- Do you make a plan and follow it?
- Do you have a beginning and an end?
- Do your ideas go together?
- Are your ideas in the right order?

WORD CHOICE

- Have you used interesting words?
- Have you used any words too many times?
- Can the reader 'picture' what you wrote?
- Have you chosen the best words?

CONVENTIONS

- Did you read what you wrote? (proofreading)
- Have you checked your spelling and punctuation?
- Did you write in complete sentences?
- Have you followed the rules for paragraph writing?

PRESENTATION

- Is your writing neat and tidy?
- Does your writing look nice on the page?
- Does your work have a title?
- Have you used pictures/charts/diagrams well?

Suggestions for building a family literacy inventory

- Be seen or heard by your children reading a newspaper, magazine or sales flyer, viewing a website or talking about the latest film or music release.
- Communicate through text messages, emails, letters, thank-you cards, phone or video calls or face-to-face communication.
- Tell and retell family stories, sing songs or share cultural or bedtime stories, poems or rhymes.
- Encourage your child(ren) to join in or make up new stories, rhymes or songs.
- Read, write and talk for different purposes in your home (e.g., making grocery lists).

Ideas for students to write about in a notebook/journal (Grades 3-6)

- | | | |
|--|---|--|
| • descriptions of people, places, and things that are important to them; | • family stories; | • experiences; |
| • opinions, wonderings, wishes, thoughts, feelings, memories, dreams; | • useful and/or interesting information on any topic; | • words and language they particularly like; |
| | • interviews; | • favourite quotations or poems (or fragments of poems); |
| | • responses to literature; | • drawings or sketches; |
| | • responses to the news, music, or conversations; | |
| | • plans for a project; | |

ONLINE RESOURCES

Ministry of Education's Literacy Parent Guide

K-6 Literacy: edu.gov.on.ca/eng/literacynumeracy/parent-GuideLit.html




Features activities for each of the reading and writing milestones and links to fun things to do at TVO. Available in 13 languages.

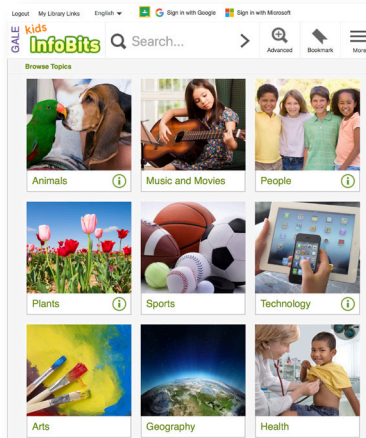
Literacy Ideas

literacyideas.com

Writing prompts to help inspire students.



Kick starting your writing engines with these writing prompts. www.literacyideas.com/writing-prompts



Kids InfoBits*

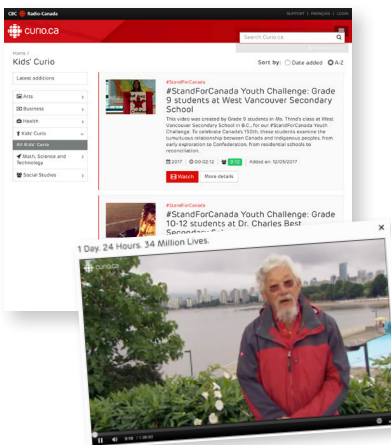
GALE kids InfoBits

Gale connects libraries to learning and learners to libraries. Explore curated libraries for young readers

CBC Curio Media* Streaming

curio.ca/en/categories/kids-curio-1945/

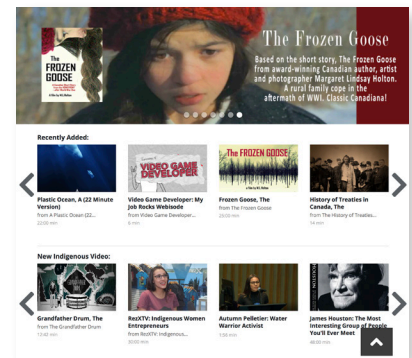
Curio.ca is committed to providing the Canadian educational community with high-quality, Canadian digital learning resources that align with curriculum



On-Core Media Streaming:*

on-core.ca

On-Core is a core curriculum content platform created by McIntyre Media Inc. for use in Ontario schools. The content is 100% Canadian Produced and has been selected for its strong curriculum fit.



Wonderopolis

Wonderopolis.org

Wonderopolis helps create learning moments in everyday life. Each day, we pose an intriguing question—the Wonder of the Day®—and explore it in a variety of ways.



* To access this resource, ask your teacher for a login and password.

ONLINE RESOURCES



TVO Kids

tvokids.com

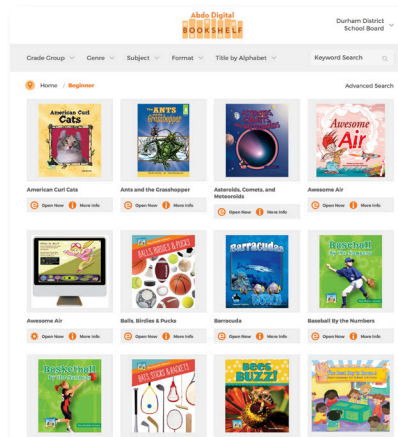
TVOKids gets kids ready for school, life, and to take on the world through the power of learning.



Abdo EBooks*

abdodigital.com

Find a great variety of eBooks from the DDSB eBookshelf hosted by Abdo Digital.



Teaching Kids news

Teachingkidsnews.com

Teaching Kids News posts weekly news articles, written by professional journalists.



National Geographic Kids

kids.nationalgeographic.com

Find amazing facts about animals, science, history and geography, along with fun competitions, games and more.




* To access this resource, ask your teacher for a login and password.

ONLINE RESOURCES

CBC kids news

cbc.ca/kidsnews

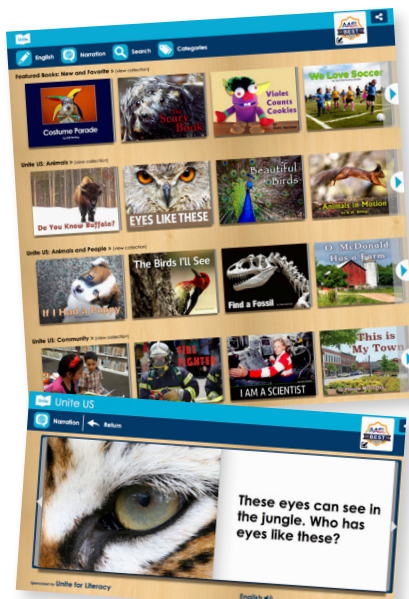
CBC Kids News is real news for real kids. Your trusted daily source for the news, pop culture and sports stories that Canadian kids want to know!



Unite for Literacy

uniteforliteracy.com

Unite for Literacy provides free digital access to picture books, narrated in many languages.



Starfall

starfall.com


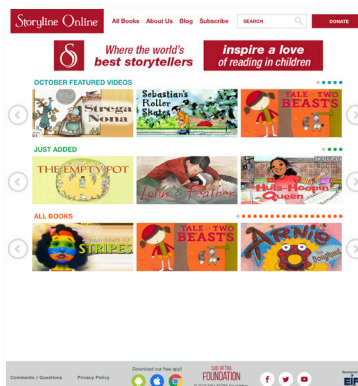
At Starfall, children have fun while they learn - specializing in reading, phonics & math - educational games, movies, books, songs, and more for children K-3.



Storyline Online

storylineonline.net

The SAG-AFTRA Foundation's award-winning and Daytime Emmy-nominated children's literacy website



Writing to Learn


edu.gov.on.ca/eng/literacynumeracy/inspire/research/CBS_WritingtoLearn.pdf

The Capacity Building Series is produced by the Student Achievement Division to support leadership and instructional effectiveness in Ontario schools.

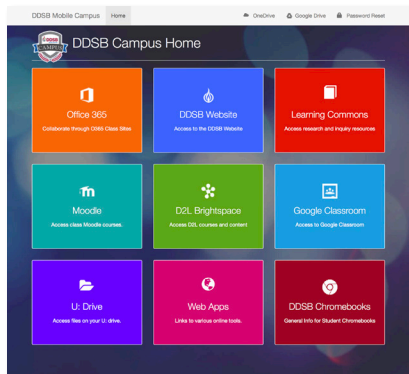
Supporting Families as Collaborators in Children's Literacy Development:

edu.gov.on.ca/eng/literacynumeracy/inspire/research/WW_Families_Literacy.pdf

A research-into-practice series produced by a partnership between the Literacy and Numeracy Secretariat and the Ontario Association of Deans of Education. What Works? is updated monthly.

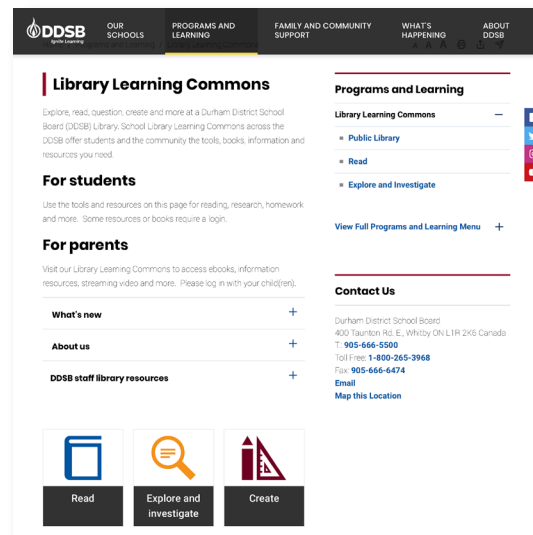


DDSB Student Mobile Campus



Student Mobile Campus is the home page for all students in the DDSB. Students can start here for links to DDSB cloud platforms and online learning environments used in the classroom. Students will also find links to supported digital tools and websites.

student.ddsb.ca



DDSB Library Learning Commons Site, accessible from the Student Mobile Campus, provides links to ebooks, streaming video, and research databases. While at school, students do not need to log in to library services. To login at home, please ask your classroom teacher or school's teacher-librarian.

ddsb.ca/library

Ontario Educational Resource Bank (OERB)

The OERB is available to students and parents to access ministry- and teacher-curated resources and activities, searchable by grade and curriculum area. Students can access the OERB from home by clicking on D2L Brightspace on the Student Mobile Campus and selecting the OERB link from K-6 Tools or 7-12 Tools.

